







The following tables summarize the range of known effect levels observed in various ecological species for acute and chronic toxicity, and toxicology data relevant to the assessment of human health. The information in these tables was compiled from peer-reviewed studies that this ITRC team was aware of as of March 2024.

<b>Table Number and Title</b>	<b>Link to PDF</b>	<b>Link to Executable File (Word Processor Format)</b>
2-1 Summary of acute aquatic toxicity data for 6PPD and 6PPD-q		
2-2 Summary of chronic aquatic toxicity data for 6PPD and 6PPD-q		
2-3 Summary of toxicity studies reviewed for the evaluation of human health effects		

PDF versions of each table are provided for the reader to view information in a visual format that is consistent across browsers and platforms. Executable files are provided to allow readers to sort information by the column of their choice, but may appear different visually depending on the software used to view this file. Instructions on how to sort information in a document formatted for a word processor format are widely available by internet search.